



B

1925



**Fall 2022
First Destination
Data Report**

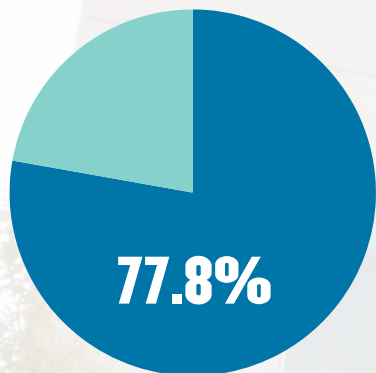


**UNIVERSITY OF
BALTIMORE**

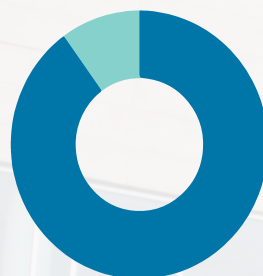
Career and Internship
Center

Fall 2022 Undergraduate Data

Data based on responses from 54 members of Class of Fall 2022



Respondents were either employed and/or enrolled in a graduate or professional program.



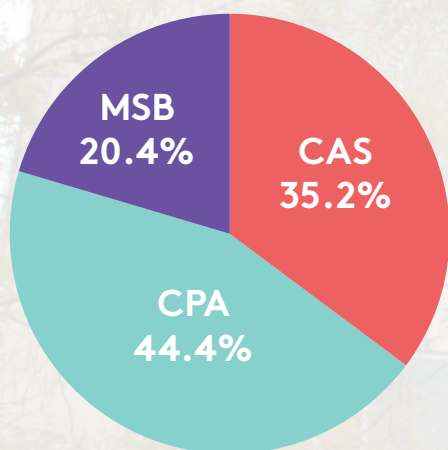
90.4%

of respondents were employed while a student at UBalt.

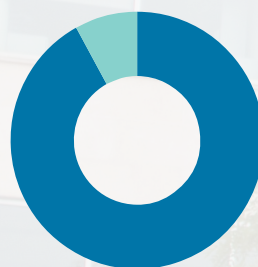


37%

of respondents completed an internship during their time at UBalt.



Respondent Data



94.7%

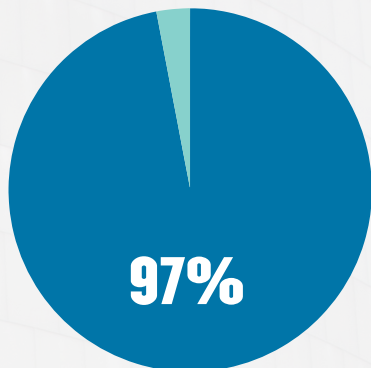
of internships were reported to be paid and/or for-credit.

The top industries represented for graduates include

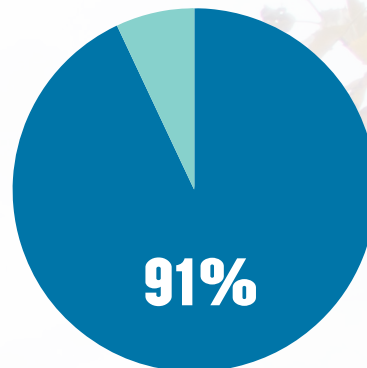
- Accounting
- Administration
- Education/Academia
- Healthcare
- Insurance
- Management
- Human Resources
- Finance
- Government
- Technology Services

Fall 2022 Graduate Data

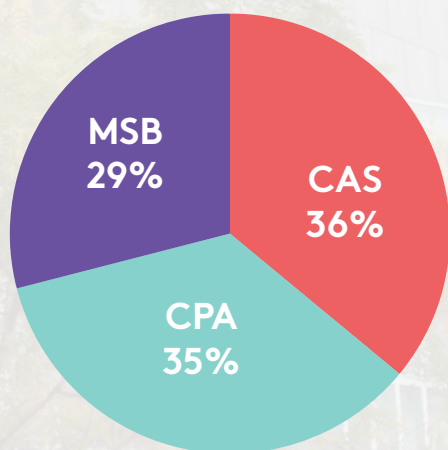
Data based on responses from 47 members of Class of Fall 2022



Respondents were either employed full-time or part-time.



Respondents feel more capable in their professional endeavors after the experience at UBalt.



Respondent Data

73%

of respondents said that a new UBalt degree led to more opportunities for advancement.

68%

of respondents said that a new degree led to new opportunities.

The top industries represented for graduates include

- Accounting
- Arts
- Education/Academia
- Healthcare
- Insurance
- Marketing
- Human Services
- Finance
- Government
- Non-profit

**B****1925**

First Destination Data Report Fall 2022

The data in this report represents highlights from our Fall 2022 First Destination Survey, which gathers information from recent graduates six months after their matriculation date. This data helps us to understand how UBalt informs and enhances career opportunities for our students.

Career and Internship Center

UBalt Student Center | Room 306

410.837.5440 | careercenter@ubalt.edu | ubalt.edu/careercenter

**1925****UNIVERSITY OF
BALTIMORE**

Career and Internship
Center